



Filter Configurations

**for High Resolution NMR
(and HR MAS)**

Version 005

Bruker BioSpin

The information in this manual may be altered without notice.

Bruker BioSpin accepts no responsibility for actions taken as a result of use of this manual. Bruker BioSpin accepts no liability for any mistakes contained in the manual, leading to coincidental damage, whether during installation or operation of the instrument. Unauthorised reproduction of manual contents, without written permission from the publishers, or translation into another language, either in full or in part, is forbidden.

This manual was written by

Arthur Schwilch

© August 25, 2003: Bruker AG

Fällanden, Switzerland

P/N: Z31430

DWG-Nr: 1140005

Contents

	Contents	3
	Index	5
1	Filter Configurations for HR NMR and HR MAS ...	7
1.1	Introduction	7
	HPPR Overview	9
1.2	Filter Requirements Questionnaire	10
1.3	SEI (Selective Inverse)	11
1.4	BBI (Broad Band Inverse)	14
1.5	TXI (Triple X-Nuclei Inverse)	16
1.6	TBI (Triple Broad Band Inverse)	19
1.7	QXI (Quattro X-Nuclei Inverse)	21
1.8	QNI (Quattro Nuclei Inverse)	24
1.9	SEX, Dual (Selective X-Nuclei)	27
1.10	SEF (Selective 19F)	31
1.11	QNP (Quattro Nuclei Probe)	33
1.12	BBO (Broad Band Observe)	36
1.13	BBO BB19F-H&F (Broad Band Observe)	38
1.14	TXO (Triple X-Nuclei Observe)	41
1.15	TBO (Triple Broad Band Observe)	44
1.16	TXD (Triple X-Nuclei Double Decoupling)	45
2	Available Filters (July 2003)	49
	Tables	55

Contents

Index

Numerics

2H stop 8

B

BBI (Broad Band Inverse) 14

BBI H-BB-D 15

BBO (Broad Band Observe) 36

BBO BB19F-H&F (Broad Band Observe) 38 – 40

C

CRP modules 8

D

Dual (Selective X-Nuclei) 27

F

filter nomenclature 8

H

HPPR 8

HPPR/2 8

M

MAS 8

N

non reflective (NR) filters 8

Q

QNI (Quattro Nuclei Inverse) 24

QNI H-F/ P/C-D 26

QNI H-P/C/N-D 25

QNP (Quattro Nuclei Probe) 33, 49

QNP P/C/N-H-D 34 – 35, 37

QXI (Quattro X-Nuclei Inverse) 21

QXI H/P-C/N-D	22 – 23
---------------------	---------

S

SEF (Selective 19F)	31
SEI (Selective Inverse).....	11
SEI H-C-D	12
SEI H-F-D.....	13
SEX 2H-H-F	29
SEX 3H-H-D	29
SEX C-H-D	28, 32
SEX X-H-D	30
SEX, Dual (Selective X-Nuclei)	27


T

TBI (Triple Broadband Inverse).....	19
TBI H-C/BB-D.....	20
TBO (Triple Broadband Observe)	44
TXD (Triple X-Nuclei Double Decoupling).....	45
TXD X-F/Z	47
TXD X-H/F	48
TXD X-H/Y	46
TXI (Triple X-Nuclei Inverse).....	16
TXI H-C/N-D	17
TXI H-C/P-D	18
TXO (Triple X-Nuclei Observe)	41
TXO F/Y-H-D	43
TXO X/Y-H-D	42

Filter Configurations for HR NMR and HR MAS

1

Figure 1.1. High Resolution NMR Filters and Filtercomponents



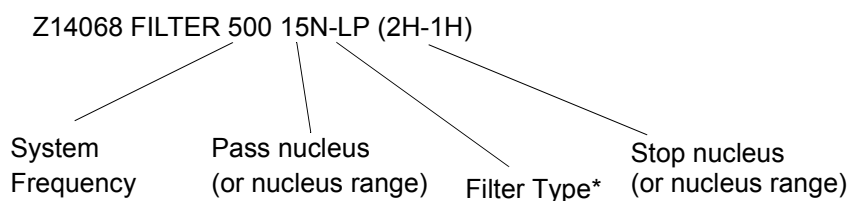
Introduction

1.1

- The following chapter helps to select the necessary filter type dependent on the preamplifier and the probe.
- System orders with multiple probes require only the combined minimum set of filters.

Filter Configurations for HR NMR and HR MAS

- Only standard operation is guaranteed with the recommended filter configuration. Non-standard operation (observe on outer coil and decoupling on inner coil) may also be possible with the recommended filter configuration.
- With individual probe orders the current configuration at the customer's labs should be obtained to avoid ordering filters which are already at the site.
- If your probe is not included in this list, please fill in the filter requirements questionnaire on **page 10** and send it to BBIO-CH, Production Department.
- The exact order number for the corresponding magnet frequency can be taken from the chapter "**Available Filters (July 2003)**" on **page 49**.
- No additional filters are necessary in the lock channel.
- No additional filters are necessary for HPPR CRP 15N and 13C modules.
- No additional filters are necessary for HPPR/2 15N and 13C modules.
- For HR MAS are exactly the same filters required as for high resolution NMR (for the corresponding probe).
- All filters should be mounted on the HPPR and not on the probe
- In cause of more than one filter, the 2H stop should be mounted closer to the HPPR
- Explanation of the filter nomenclature:



*) LP=low pass, HP= high pass, BP=band pass

- Special "non reflective" (NR) filters are available for 15N (e.g. FILTER 900 15N-NR (2H,F-H). The second harmonic of 15N is being terminated and not reflected by the filter.
- For use of outfaced filters (not mentioned in Table **page 49**) see previous manual versions.

Table 1.1. Currently used preamplifiers for 1H (HR)











Preamplifier	
HPPR 1H PREAMP MODULE 200-400	
HPPR/2 1H LNA MODULE 500-900	
AQS 1H2H PREAMP 300-400	
HPPR/2 1H2H MODULE 300-400	

Table 1.2. Currently used preamplifiers for X (HR)

Preamplifier	
HPPR X-BB19F 2HS MODULE 200-250	
HPPR X-BB19F 2HP MODULE 300-400	
HPPR/2 XBB19F 2HS MODULE 500-700	
HPPR/2 XBB31P 2HS MODULE 750-900	
AQS XBB19F 2HS PREAMP 300-400	
HPPR/2 XBB19F 2HS MODULE 300-400	

Filter Configurations for HR NMR and HR MAS

Filter Requirements Questionnaire

1.2

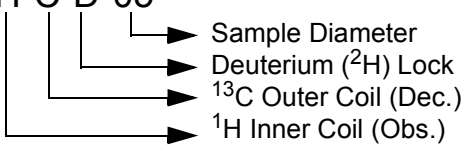
Please fill in the following questionnaire for each probe.

(Part. Nr. / Ser. Nr.)

Bruker Order Number		
Spectrometer Type		
Probe		
Transmitter Configuration	1H	
	19F	
	X	
	Y	
	Z	
HPPR Configuration	1H	
	19F	
	XBB	
	...	
Lock	2H	
	19F	
	2H Lockswitch	
Existing Filter 1		
Existing Filter 2		
...		
...		
...		
Experiment 1	Obs1 {Dec1}	
Experiment 2	Obs2 {Dec2}	
...		
...		


Example:

PH SEI H-C-D-05




- Sample Diameter
- Deuterium (^2H) Lock
- ^{13}C Outer Coil (Dec.)
- ^1H Inner Coil (Obs.)

Obs.



0 15N2H 13C 31P 19F 1H

Dec.

















0 15N2H 13C 31P 19F 1H

Filter Configurations for HR NMR and HR MAS

















Required Filters:

Table 1.3. Required Filters for PH SEI H-C-D

Channel (Obs./Dec.)	Preamplifier Module Type	Required Filters
Observe Path 1H Preamplifier	HPPR 1H PREAMP MODULE 200-400 	-
	HPPR/2 1H LNA MODULE 500-900 	-
	AQS 1H2H PREAMP 300-400 	-
	HPPR/2 1H2H MODULE 300-400 	-
Decoupling Path X-BB Preamplifier	HPPR X-BB19F 2HS MODULE 200-250 	0-31P-LP (19F-3H) 
	HPPR X-BB19F 2HP MODULE 300-400 	0-31P-LP (19F-3H)  2H Stop 
	HPPR/2 XBB19F 2HS MODULE 500-700 	0-31P-LP (19F-3H) 
	HPPR/2 XBB31P 2HS MODULE 750-900 	-
	AQS XBB19F 2HS PREAMP 300-400 	-
	HPPR/2 XBB19F 2HS MODULE 300-400 	-

13C Observe/ 1H Decoupling might be possible with this configuration.

Table 1.4. Required Filters for PH SEI H-F-D


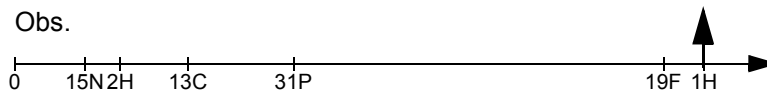
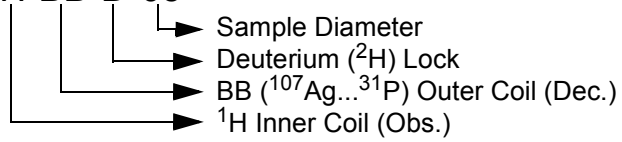
Channel (Obs./Dec.)	Preamplifier Module Type	Required Filters
Observe Path 1H Preamplifier	HPPR 1H PREAMP MODULE 200-400 	1H-PASS / 19-F STOP 
	HPPR/2 1H LNA MODULE 500-900 	1H-PASS / 19-F STOP 
	AQS 1H2H PREAMP 300-400 	-
	HPPR/2 1H2H MODULE 300-400 	-
Decoupling Path X-BB Preamplifier	HPPR X-BB19F 2HS MODULE 200-250 	0-31P,19F-LP (1H) 
	HPPR X-BB19F 2HP MODULE 300-400 	2H Stop  0-31P,19F-LP (1H) 
	HPPR/2 XBB19F 2HS MODULE 500-700 	0-31P,19F-LP (1H) 
	HPPR/2 XBB31P 2HS MODULE 750-900 	not possible
	AQS XBB19F 2HS PREAMP 300-400 	- ^a
	HPPR/2 XBB19F 2HS MODULE 300-400 	-

a only for ECL≤1: Filter 0-31P,19F-LP(1H) is required for 19F Observe and 1H Decoupling

19F Observe/1H Decoupling might be possible with this configuration.
















Example:

PH BBI H-BB-D-05



Required Filters:

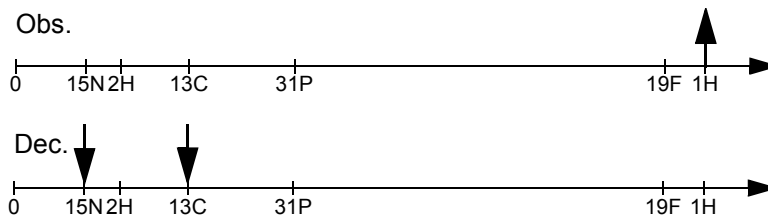
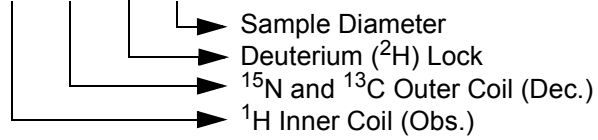
Table 1.5. Required Filters for PH BBI H-BB-D

Channel (Obs./Dec.)	Preamplifier Module Type	Required Filters
Observe Path 1H Preamplifier	HPPR 1H PREAMP MODULE 200-400 	-
	HPPR/2 1H LNA MODULE 500-900 	-
	AQS 1H2H PREAMP 300-400 	-
	HPPR/2 1H2H MODULE 300-400 	-
	HPPR 1H PREAMP MODULE 200-400 	-
Decoupling Path X-BB Preamplifier	HPPR X-BB19F 2HS MODULE 200-250 	0-31P-LP (19F-3H) 
	HPPR X-BB19F 2HP MODULE 300-400 	0-31P-LP (19F-3H)  2H Stop 
	HPPR/2 XBB19F 2HS MODULE 500-700 	0-31P-LP (19F-3H) 
	HPPR/2 XBB31P 2HS MODULE 750-900 	-
	AQS XBB19F 2HS PREAMP 300-400 	-
	HPPR/2 XBB19F 2HS MODULE 300-400 	-

X Observe/ 1H Decoupling might be possible with this configuration.






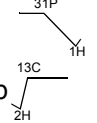

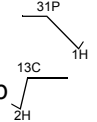

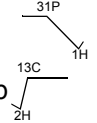







Example:

PH TXI H-C/N-D-05



Required Filters:

Table 1.6. Required Filters for PH TXI H-C/N-D
































Channel (Obs./Dec.)	Preamplifier Module Type	Required Filters
Observe Path 1H Preamplifier	HPPR 1H PREAMP MODULE 200-400 	-
	HPPR/2 1H LNA MODULE 500-900 	-
	AQS 1H2H PREAMP 300-400 	-
	HPPR/2 1H2H MODULE 300-400 	-
Decoupling Path X-BB Preamplifier 13C	HPPR X-BB19F 2HS MODULE 200-250 	0-31P-LP (19F-3H) 13C-Pass / 2H-Stop 
	HPPR X-BB19F 2HP MODULE 300-400 	0-31P-LP (19F-3H) 13C-Pass / 2H-Stop 
	HPPR/2 XBB19F 2HS MODULE 500-700 	0-31P-LP (19F-3H) 13C-Pass / 2H-Stop 
	HPPR/2 XBB31P 2HS MODULE 750-900 	13C-Pass / 2H-Stop 
	AQS XBB19F 2HS PREAMP 300-400 	13C-Pass / 2H-Stop 
	HPPR/2 XBB19F 2HS MODULE 300-400 	13C-Pass / 2H-Stop 
Decoupling Path 15N	-no Preamplifier or some X Preamplifier	15N-Pass / 2H-Stop 

13C Observe/ 1H Decoupling might be possible with this configuration.

For 15N Observe the X-BB Preamplifier must be plugged in the 15N channel.

Filter Configurations for HR NMR and HR MAS

Table 1.7. Required Filters for PH TXI H-C/P-D

Channel (Obs./Dec.)	Preamplifier Module Type	Required Filters
Observe Path 1H Preamplifier	HPPR 1H PREAMP MODULE 200-400 	-
	HPPR/2 1H LNA MODULE 500-900 	-
	AQS 1H2H PREAMP 300-400 	-
	HPPR/2 1H2H MODULE 300-400 	-
Decoupling Path X-BB Preamplifier 13C	HPPR X-BB19F 2HS MODULE 200-250 	13C-Pass / 31P-Stop 
	HPPR X-BB19F 2HP MODULE 300-400 	13C-Pass / 31P-Stop  13C-Pass / 2H-Stop 
	HPPR/2 XBB19F 2HS MODULE 500-700 	13C-Pass / 31P-Stop 
	HPPR/2 XBB31P 2HS MODULE 750-900 	13C-Pass / 31P-Stop 
	AQS XBB19F 2HS PREAMP 300-400 	13C-Pass / 31P-Stop 
	HPPR/2 XBB19F 2HS MODULE 300-400 	13C-Pass / 31P-Stop 
Decoupling Path 31P	no Preamplifier	0-31P-LP (19F-3H)  31-P-Pass / 2H-Stop 
	HPPR X-BB19F 2HS MODULE 200-250 	31-P-Pass / 13C-Stop 
	HPPR X-BB19F 2HP MODULE 300-400 	31-P-Pass / 2H-Stop 
	HPPR/2 XBB19F 2HS MODULE 500-700 	31-P-Pass / 13C-Stop 
	HPPR/2 XBB31P 2HS MODULE 750-900 	31-P-Pass / 13C-Stop 
	AQS XBB19F 2HS PREAMP 300-400 	31-P-Pass / 13C-Stop 
	HPPR/2 XBB19F 2HS MODULE 300-400 	31-P-Pass / 13C-Stop 

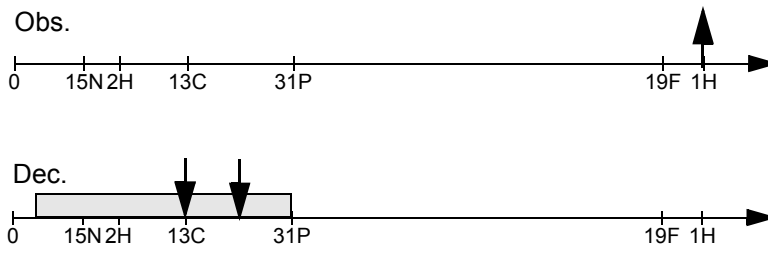
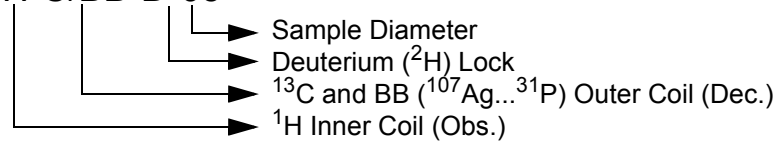
13C Observe/ 1H Decoupling might be possible with this configuration.
For 31P Observe the X-BB Preamplifier must be plugged in the 31P channel.

TBI (Triple Broad Band Inverse)

1.6

Example:











PH TBI H-C/BB-D-05



Filter Configurations for HR NMR and HR MAS

Required Filters:

Table 1.8. Required Filters for PH TBI H-C/BB-D

Channel (Obs./Dec.)	Preamplifier Module Type	Required Filters
Observe Path 1H Preamplifier	HPPR 1H PREAMP MODULE 200-400 	-
	HPPR/2 1H LNA MODULE 500-900 	-
	AQS 1H2H PREAMP 300-400 	-
	HPPR/2 1H2H MODULE 300-400 	-
Decoupling Path X-BB Preamplifier 13C	HPPR X-BB19F 2HS MODULE 200-250 	a b
	HPPR X-BB19F 2HP MODULE 300-400 	a b
	HPPR/2 XBB19F 2HS MODULE 500-700 	a b
	HPPR/2 XBB31P 2HS MODULE 750-900 	a b
	AQS XBB19F 2HS PREAMP 300-400 	a b
	HPPR/2 XBB19F 2HS MODULE 300-400 	a b
Decoupling Path BB	-no Preamplifier or some X Preamplifier	a b

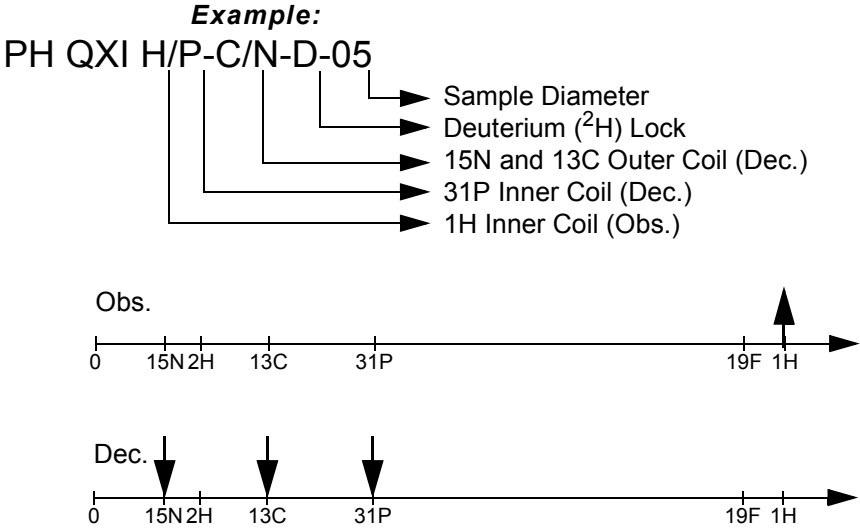
a For 13C and 15N decoupling filter requirements is the same as ["Required Filters for PH TXI H-C/N-D" on page 17](#)

b For 13C and 31P decoupling filter requirements is the same as ["Required Filters for PH TXI H-C/P-D" on page 18](#)

For additional decoupling nuclei please contact the nearest local Bruker office.

13C Observe/ 1H Decoupling might be possible with this configuration.



















QXI (Quattro X-Nuclei Inverse)



Filter Configurations for HR NMR and HR MAS






















Required Filters:

Table 1.9. Required Filters for PH QXI H/P-C/N-D

Channel (Obs./Dec.)	Preamplifier Module Type	Required Filters
Observe Path 1H Preamplifier	HPPR 1H PREAMP MODULE 200-400 	-
	HPPR/2 1H LNA MODULE 500-900 	-
	AQS 1H2H PREAMP 300-400 	-
	HPPR/2 1H2H MODULE 300-400 	-
Decoupling Path X-BB Preamplifier 13C	HPPR X-BB19F 2HS MODULE 200-250 	13C-BP (0-SI, 11B-H) 
	HPPR X-BB19F 2HP MODULE 300-400 	13C-BP (0-SI, 11B-H) 
	HPPR/2 XBB19F 2HS MODULE 500-700 	13C-BP (0-SI, 11B-H) 
	HPPR/2 XBB31P 2HS MODULE 750-900 	13C-BP (0-SI, 11B-H) 
	AQS XBB19F 2HS PREAMP 300-400 	13C-BP (0-SI, 11B-H) 
	HPPR/2 XBB19F 2HS MODULE 300-400 	13C-BP (0-SI, 11B-H) 
Decoupling Path 15N	no Preamplifier or some X Preamplifier	15N-Pass / 2H-Stop 
Decoupling Path 31P	no Preamplifier or some X Preamplifier	31P-BP(0-11B, 19F-H) 

13C Observe/ 1H Decoupling might be possible with this configuration.

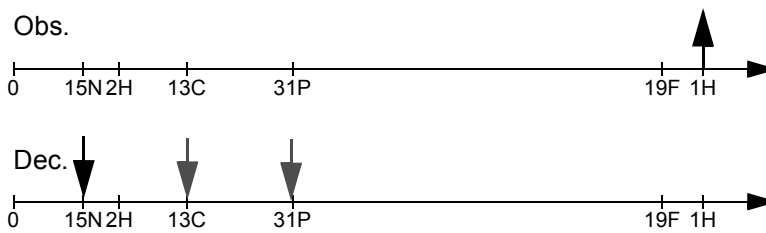
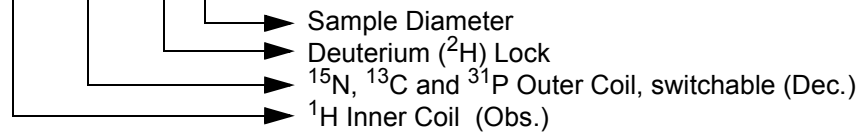
Table 1.10. Required Filters for PH QXI H/F-C/N-D

Channel (Obs./Dec.)	Preamplifier Module Type	Required Filters
Observe Path 1H Preamplifier	HPPR 1H PREAMP MODULE 200-400 	1H-PASS / 19-F STOP 
	HPPR/2 1H LNA MODULE 500-900 	1H-PASS / 19-F STOP 
	AQS 1H2H PREAMP 300-400 	-
	HPPR/2 1H2H MODULE 300-400 	-
Decoupling Path X-BB Preamplifier 13C	HPPR X-BB19F 2HS MODULE 200-250 	13C-BP (0-SI,11B-H) 
	HPPR X-BB19F 2HP MODULE 300-400 	13C-BP (0-SI,11B-H) 
	HPPR/2 XBB19F 2HS MODULE 500-700 	13C-BP (0-SI,11B-H) 
	HPPR/2 XBB31P 2HS MODULE 750-900 	13C-BP (0-SI,11B-H) 
	AQS XBB19F 2HS PREAMP 300-400 	13C-BP (0-SI,11B-H) 
	HPPR/2 XBB19F 2HS MODULE 300-400 	13C-BP (0-SI,11B-H) 
Decoupling Path 15N	no Preamplifier or some X Preamplifier	15N-Pass / 2H-Stop 
Decoupling Path 19F	no Preamplifier or some X Preamplifier	0-31P,19F-LP (1H)  19F-BANDPASS 

13C Observe/ 1H Decoupling might be possible with this configuration.















Example:

PH QNI H-P/C/N-D-05



Required Filters:

















Table 1.11. Required Filters for PH QNI H-P/C/N-D

Channel (Obs./Dec.)	Preamplifier Module Type	Required Filters
Observe Path 1H Pre-amplifier	HPPR 1H PREAMP MODULE 200-400 	-
	HPPR/2 1H LNA MODULE 500-900 	-
	AQS 1H2H PREAMP 300-400 	-
	HPPR/2 1H2H MODULE 300-400 	-
Decoupling Path X-BB Pre-amplifier	HPPR X-BB19F 2HS MODULE 200-250 	0-31P-LP (19F-3H) 
	HPPR X-BB19F 2HP MODULE 300-400 	0-31P-LP (19F-3H)  2H-Stop 
	HPPR/2 XBB19F 2HS MODULE 500-700 	0-31P-LP (19F-3H) 
	HPPR/2 XBB31P 2HS MODULE 750-900 	-
	AQS XBB19F 2HS PREAMP 300-400 	-
	HPPR/2 XBB19F 2HS MODULE 300-400 	-

X Observe / 1H Decoupling might be possible with this configuration.

Filter Configurations for HR NMR and HR MAS

Table 1.12. Required Filters for PH QNI H-F/P/C -D

Channel (Obs./Dec.)	Preamplifier Module Type	Required Filters
Observe Path 1H Preamplifier	HPPR 1H PREAMP MODULE 200-400 	1H-Pass / 19F-Stop 
	HPPR/2 1H LNA MODULE 500-900 	1H-Pass / 19F-Stop 
	AQS 1H2H PREAMP 300-400 	-
	HPPR/2 1H2H MODULE 300-400 	-
Decoupling Path X-BB Preamplifier	HPPR X-BB19F 2HS MODULE 200-250 	0-31P,19F-LP (1H) 
	HPPR X-BB19F 2HP MODULE 300-400 	0-31P,19F-LP (1H)  2H-Stop 
	HPPR/2 XBB19F 2HS MODULE 500-700 	0-31P,19F-LP (1H) 
	HPPR/2 XBB31P 2HS MODULE 750-900 	19F decoupling not possible
	AQS XBB19F 2HS PREAMP 300-400 	_a
	HPPR/2 XBB19F 2HS MODULE 300-400 	-

a only for ECL <=1 and 19F(1H) Experiment, Filter 0-31P,19F-LP(1H) is required



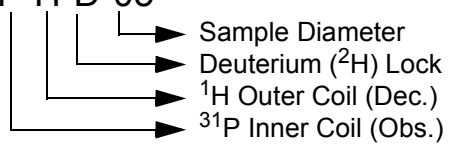
X Observe / 1H Decoupling might be possible with this configuration.

SEX, Dual (Selective X-Nuclei)

1.9

Example:















PH SEX P-H-D-05



Filter Configurations for HR NMR and HR MAS













Required Filters:

Table 1.13. Required Filters for PH SEX C-H-D

Channel (Obs./Dec.)	Preamplifier Module Type	Required Filters
Observe Path X-BB Preamplifier 13C	HPPR X-BB19F 2HS MODULE 200-250 	0-31P-LP (19F-3H) 
	HPPR X-BB19F 2HP MODULE 300-400 	0-31P-LP (19F-3H)  2H-Stop 
	HPPR/2 XBB19F 2HS MODULE 500-700 	0-31P-LP (19F-3H) 
	HPPR/2 XBB31P 2HS MODULE 750-900 	-
	AQS XBB19F 2HS PREAMP 300-400 	-
	HPPR/2 XBB19F 2HS MODULE 300-400 	-
Decoupling Path 1H Preamplifier	HPPR 1H PREAMP MODULE 200-400 	-
	HPPR/2 1H LNA MODULE 500-900 	-
	AQS 1H2H PREAMP 300-400 	-
	HPPR/2 1H2H MODULE 300-400 	-










1H Observe / 13C Decoupling might be possible with this configuration.

Table 1.14. Required Filters for PH SEX 3H-H-D

Channel (Obs./Dec.)	Preamplifier Module Type	Required Filters
Observe Path 3H Preamplifier	HPPR 3H PREAMP MODULE 250-400 	3H-HP(1H) 
	HPPR/2 3H MODULE 	3H-HP(1H) 
Decoupling Path 1H Preamplifier	HPPR 1H PREAMP MODULE 200-400 	1H-LP(3H) 
	HPPR/2 1H LNA MODULE 500-900 	1H-LP(3H) 
	AQS 1H2H PREAMP 300-400 	1H-LP(3H) 
	HPPR/2 1H2H MODULE 300-400 	1H-LP(3H) 

1H Observe/ 3H Decoupling might be possible with this configuration.












Table 1.15. Required Filters for PH SEX 2H-H-F

Channel (Obs./Dec.)	Preamplifier Module Type	Required Filters
Observe Path 2H Preamplifier	HPPR 2H PREAMP MODULE 200-400 	-
	HPPR/2 2H MODULE 500-900 	-
	AQS 1H2H PREAMP 300-400 	-
	HPPR/2 1H2H MODULE 300-400 	-
Decoupling Path 1H Preamplifier	HPPR 1H PREAMP MODULE 200-400 	-
	HPPR/2 1H LNA MODULE 500-900 	1H-Pass / 19F-Stop 
	AQS 1H2H PREAMP 300-400 	-
	HPPR/2 1H2H MODULE 300-400 	-

1H Observe/ 2H Decoupling might be possible with this configuration.

Filter Configurations for HR NMR and HR MAS



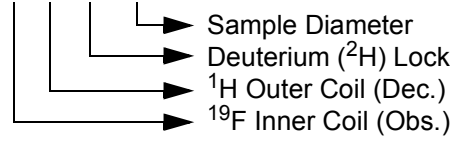
Table 1.16. Filters for PH SEX X-H-D (x=all X-nuclei except 2H, 3H, 13C)

Channel (Obs./Dec.)	Preamplifier Module Type	Required Filters
Observe Path X-BB Preamplifier	HPPR X-BB19F 2HS MODULE 200-250 	-
	HPPR X-BB19F 2HP MODULE 300-400 	2H-Stop 
	HPPR/2 XBB19F 2HS MODULE 500-700 	-
	HPPR/2 XBB31P 2HS MODULE 750-900 	-
	AQS XBB19F 2HS PREAMP 300-400 	-
	HPPR/2 XBB19F 2HS MODULE 300-400 	-
Decoupling Path 1H Preamplifier	HPPR 1H PREAMP MODULE 200-400 	-
	HPPR/2 1H LNA MODULE 500-900 	-
	AQS 1H2H PREAMP 300-400 	-
	HPPR/2 1H2H MODULE 300-400 	-

1H Observe / X Decoupling might be possible with this configuration.

Example:




















PH SEF F-H-D-05



Filter Configurations for HR NMR and HR MAS

Required Filters:

Table 1.17. Required Filters for PH SEF F-H-D



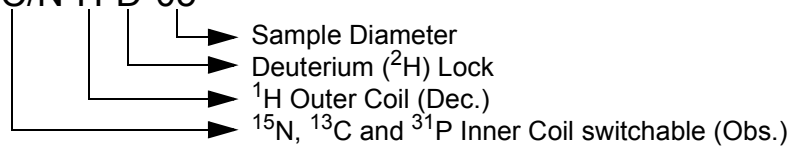
Channel (Obs./Dec.)	Preamplifier Module Type	Required Filters
Observe Path 19F Preamplifier	HPPR 19F PREAMP MODULE 	0-31P,19F-LP (1H) 
	HPPR/2 19F MODULE 	0-31P,19F-LP (1H) 
	HPPR X-BB19F 2HS MODULE 200-250 	0-31P,19F-LP (1H) 
	HPPR X-BB19F 2HP MODULE 300-400 	0-31P,19F-LP (1H)  2H-Stop 
	HPPR/2 XBB19F 2HS MODULE 500-700 	0-31P,19F-LP (1H) 
	AQS XBB19F 2HS PREAMP 300-400 	_a
	HPPR/2 XBB19F 2HS MODULE 300-400 	-
Decoupling Path 1H Preamplifier	HPPR 1H PREAMP MODULE 200-400 	1H-PASS /19F-STOP 
	HPPR/2 1H LNA MODULE 500-900 	1H-PASS /19F-STOP 
	AQS 1H2H PREAMP 300-400 	-
	HPPR/2 1H2H MODULE 300-400 	-

a only for ECL <=1 Filter 0-31P,19F-LP(1H) is required

1H Observe / 19F Decoupling might be possible with this configuration.

Example:




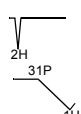









PH QNP P/C/N-H-D-05



Filter Configurations for HR NMR and HR MAS




















Required Filters:

Table 1.18. Required Filters for PH QNP P/C/N-H-D

Channel (Obs./Dec.)	Preamplifier Module Type	Required Filters
Observe Path X-BB Preamplifier	HPPR X-BB19F 2HS MODULE 200-250 	0-31P-LP (19F-3H) 
	HPPR X-BB19F 2HP MODULE 300-400 	2H-Stop 0-31P-LP (19F-3H) 
	HPPR/2 XBB19F 2HS MODULE 500-700 	0-31P-LP (19F-3H) 
	HPPR/2 XBB31P 2HS MODULE 750-900 	-
	AQS XBB19F 2HS PREAMP 300-400 	-
	HPPR/2 XBB19F 2HS MODULE 300-400 	-
Decoupling Path 1H Preamplifier	HPPR 1H PREAMP MODULE 200-400 	-
	HPPR/2 1H LNA MODULE 500-900 	-
	AQS 1H2H PREAMP 300-400 	-
	HPPR/2 1H2H MODULE 300-400 	-

1H Observe / X Decoupling might be possible with this configuration.

Table 1.19. Required Filters for PH QNP F/P/C -H-D

Channel (Obs./Dec.)	Preamplifier Module Type	Required Filters
Observe Path X-BB Preamplifier	HPPR X-BB19F 2HS MODULE 200-250 	0-31P,19F-LP (1H)  0-31P-LP (19F-3H) ^a 
	HPPR X-BB19F 2HP MODULE 300-400 	2H-Stop  0-31P,19F-LP (1H)  0-31P-LP (19F-3H) ^a 
	HPPR/2 XBB19F 2HS MODULE 500-700 	0-31P,19F-LP (1H)  0-31P-LP (19F-3H) ^a 
	HPPR/2 XBB31P 2HS MODULE 750-900 	19F observe not possible
	AQS XBB19F 2HS PREAMP 300-400 	_b
	HPPR/2 XBB19F 2HS MODULE 300-400 	-
Decoupling Path 1H Preamplifier	HPPR 1H PREAMP MODULE 200-400 	1H-Pass / 19F-Stop 
	HPPR/2 1H LNA MODULE 500-900 	1H-Pass / 19F-Stop 
	AQS 1H2H PREAMP 300-400 	-
	HPPR/2 1H2H MODULE 300-400 	-

a This filter is only necessary for 13C decoupling and must be removed for 19F decoupling or observe

b only for ECL <=1 Filter 0-31P,19F-LP(1H) is required

1H Observe / X Decoupling might be possible with this configuration.

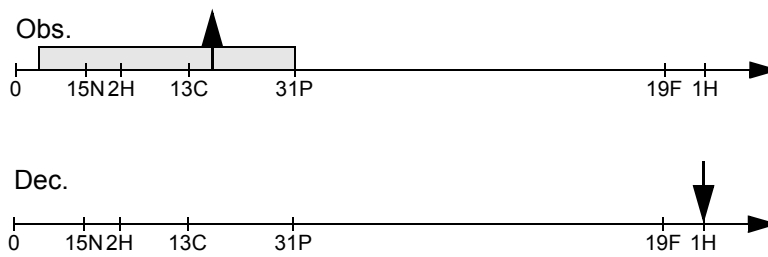
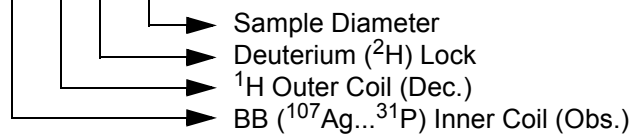
Filter Configurations for HR NMR and HR MAS

BBO (Broad Band Observe)

1.12




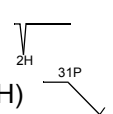









Example:

PH BBO BB-H-D-05



Required Filters:

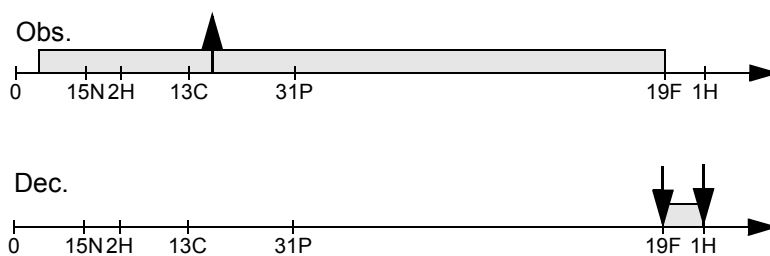
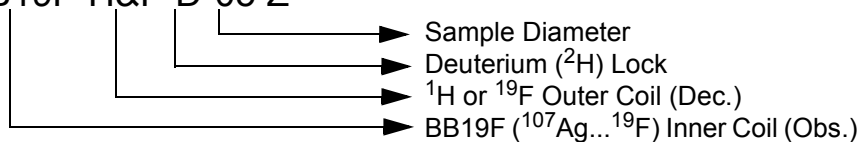
Table 1.20. Required Filters for PH BBO BB-H-D

Channel (Obs./Dec.)	Preamplifier Module Type	Required Filters
Observe Path X-BB Preamplifier	HPPR X-BB19F 2HS MODULE 200-250 	0-31P-LP (19F-3H) 
	HPPR X-BB19F 2HP MODULE 300-400 	2H-Stop 0-31P-LP (19F-3H) 
	HPPR/2 XBB19F 2HS MODULE 500-700 	0-31P-LP (19F-3H) 
	HPPR/2 XBB31P 2HS MODULE 750-900 	-
	AQS XBB19F 2HS PREAMP 300-400 	-
	HPPR/2 XBB19F 2HS MODULE 300-400 	-
Decoupling Path 1H Preamplifier	HPPR 1H PREAMP MODULE 200-400 	-
	HPPR/2 1H LNA MODULE 500-900 	-
	AQS 1H2H PREAMP 300-400 	-
	HPPR/2 1H2H MODULE 300-400 	-

1H Observe / X Decoupling might be possible with this configuration.

Example:



















PA BBO BB19F-H&F-D-05 Z



Depending on the decoupling nucleus, different filter configurations are required.

Required Filters:

Table 1.21. Required Filters for PH BBO BB19F-H&F for Experiments with 1H Decoupling




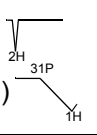








Channel (Obs./Dec.)	Preamplifier Module Type	Required Filters
Observe Path X-BB Preamplifier	HPPR X-BB19F 2HS MODULE 200-250 	0-31P, 19F-LP (1H)  0-31P-LP (19F-3H) ^a 
	HPPR X-BB19F 2HP MODULE 300-400 	2H-Stop  0-31P, 19F-LP (1H)  0-31P-LP (19F-3H) ^a 
	HPPR/2 XBB19F 2HS MODULE 500-700 	0-31P, 19F-LP (1H)  0-31P-LP (19F-3H) ^a 
	HPPR/2 XBB31P 2HS MODULE 750-900 	19F observe not possible
	AQS XBB19F 2HS PREAMP 300-400 	_b
	HPPR/2 XBB19F 2HS MODULE 300-400 	-
	Decoupling Path 1H Preamplifier	HPPR 1H PREAMP MODULE 200-400 
HPPR/2 1H LNA MODULE 500-900 		1H-Pass / 19F-Stop 
AQS 1H2H PREAMP 300-400 		-
HPPR/2 1H2H MODULE 300-400 		-

a This filter is only necessary for 13C decoupling and must be removed for 19F decoupling or observe

b only for ECL <=1 Filter 0-31P, 19F-LP(1H) is required

Filter Configurations for HR NMR and HR MAS

Table 1.22. Required Filters for PH BBO BB19F-H&F for Experiments with 19F Decoupling and 107Ag-31P Observe

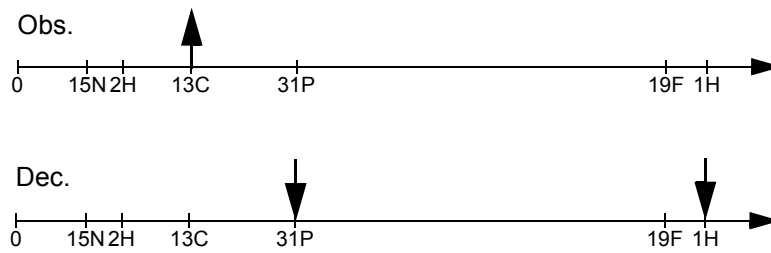
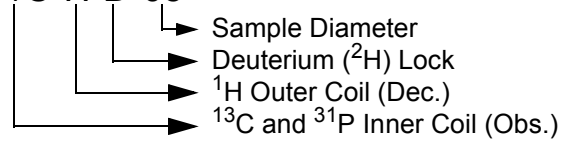
Channel (Obs./Dec.)	Preamplifier Module Type	Required Filters
Observe Path X-BB Preamplifier	HPPR X-BB19F 2HS MODULE 200-250 	0-31P-LP (19F-3H) 
	HPPR X-BB19F 2HP MODULE 300-400 	2H-Stop 0-31P-LP (19F-3H) 
	HPPR/2 XBB19F 2HS MODULE 500-700 	0-31P-LP (19F-3H) 
	HPPR/2 XBB31P 2HS MODULE 750-900 	-
	AQS XBB19F 2HS PREAMP 300-400 	0-31P-LP (19F-3H) 
	HPPR/2 XBB19F 2HS MODULE 300-400 	0-31P-LP (19F-3H) 
Decoupling Path	no preamplifier (1H preamplifier must be bypassed for 19F decoupling)	19F-BANDPASS 

TXO (Triple X-Nuclei Observe)

1.14

Example:

PH TXO P/C-H-D-05



Filter Configurations for HR NMR and HR MAS

Required Filters:

Table 1.23. Required Filters for PH TXO X/Y-H-D (without 19F)




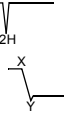












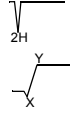



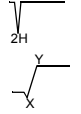







































Channel (Obs./Dec.)	Preamplifier Module Type	Required Filters
Observe Path X-BB Preamplifier	HPPR X-BB19F 2HS MODULE 200-250 	X-Pass / Y-Stop 
	HPPR X-BB19F 2HP MODULE 300-400 	2H-Stop X-Pass / Y-Stop 
	HPPR/2 XBB19F 2HS MODULE 500-700 	X-Pass / Y-Stop 
	HPPR/2 XBB31P 2HS MODULE 750-900 	X-Pass / Y-Stop 
	AQS XBB19F 2HS PREAMP 300-400 	X-Pass / Y-Stop 
	HPPR/2 XBB19F 2HS MODULE 300-400 	X-Pass / Y-Stop 
Decoupling Path 1H Preamplifier	HPPR 1H PREAMP MODULE 200-400 	-
	HPPR/2 1H LNA MODULE 500-900 	-
	AQS 1H2H PREAMP 300-400 	-
	HPPR/2 1H2H MODULE 300-400 	-
Decoupling Path Y	-no Preamplifier	2H Stop Y-Pass / X-Stop 
	HPPR X-BB19F 2HS MODULE 200-250 	Y-Pass / X-Stop 
	HPPR X-BB19F 2HP MODULE 300-400 	2H Stop Y-Pass / X-Stop 
	HPPR/2 XBB19F 2HS MODULE 500-700 	Y-Pass / X-Stop 
	HPPR/2 XBB31P 2HS MODULE 750-900 	Y-Pass / X-Stop 
	AQS XBB19F 2HS PREAMP 300-400 	Y-Pass / X-Stop 
	HPPR/2 XBB19F 2HS MODULE 300-400 	Y-Pass / X-Stop 



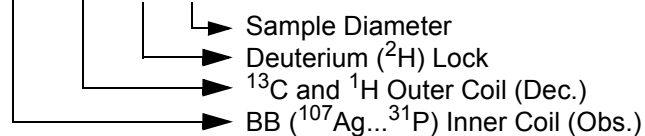
Table 1.24. Required Filters for PH TXO F/Y-H-D (with X=19F)

Channel (Obs./Dec.)	Preamplifier Module Type	Required Filters
Observe Path X-BB Preamplifier	HPPR X-BB19F 2HS MODULE 200-250 	19F Bandpass 
	HPPR X-BB19F 2HP MODULE 300-400 	19F Bandpass 
	HPPR/2 XBB19F 2HS MODULE 500-700 	19F Bandpass 
	HPPR/2 XBB31P 2HS MODULE 750-900 	-not possible
	AQS XBB19F 2HS PREAMP 300-400 	19F Bandpass 
	HPPR/2 XBB19F 2HS MODULE 300-400 	19F Bandpass 
Decoupling Path 1H Preamplifier	HPPR 1H PREAMP MODULE 200-400 	1H-Pass / 19F-Stop 
	HPPR/2 1H LNA MODULE 500-900 	1H-Pass / 19F-Stop 
	AQS 1H2H PREAMP 300-400 	-
	HPPR/2 1H2H MODULE 300-400 	-
Decoupling Path Y	no Preamplifier	2H-Stop  0-31P-LP (19F-3H) 
	HPPR X-BB19F 2HS MODULE 200-250 	0-31P-LP (19F-3H) 
	HPPR X-BB19F 2HP MODULE 300-400 	2H-Stop  0-31P-LP (19F-3H) 
	HPPR/2 XBB19F 2HS MODULE 500-700 	0-31P-LP (19F-3H) 
	HPPR/2 XBB31P 2HS MODULE 750-900 	-
	AQS XBB19F 2HS PREAMP 300-400 	0-31P-LP (19F-3H) 
	HPPR/2 XBB19F 2HS MODULE 300-400 	0-31P-LP (19F-3H) 

Y Observe, 19F and 1H Decoupling might be possible with this configuration.



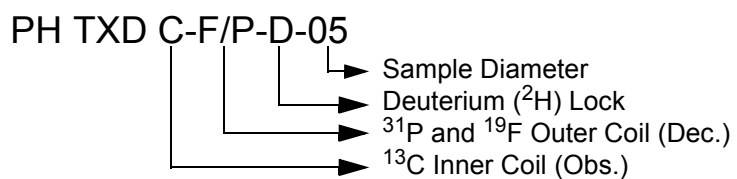
Example:

PH TBO BB-H/C-D-05



Required Filters:




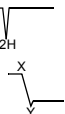












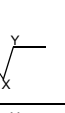



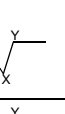








Please contact the nearest Bruker head office for TBO filter requirements.

Example:

Filter Configurations for HR NMR and HR MAS



























Required Filters:

Table 1.25. Required Filters for PH TXD X-H/Y-D

Channel (Obs./Dec.)	Preamplifier Module Type	Required Filters
Observe Path X-BB Preamplifier	HPPR X-BB19F 2HS MODULE 200-250 	X-Pass / Y-Stop 
	HPPR X-BB19F 2HP MODULE 300-400 	2H-Stop X-Pass / Y-Stop 
	HPPR/2 XBB19F 2HS MODULE 500-700 	X-Pass / Y-Stop 
	HPPR/2 XBB31P 2HS MODULE 750-900 	X-Pass / Y-Stop 
	AQS XBB19F 2HS PREAMP 300-400 	X-Pass / Y-Stop 
	HPPR/2 XBB19F 2HS MODULE 300-400 	X-Pass / Y-Stop 
Decoupling Path 1H Preamplifier	HPPR 1H PREAMP MODULE 200-400 	-
	HPPR/2 1H LNA MODULE 500-900 	-
	AQS 1H2H PREAMP 300-400 	-
	HPPR/2 1H2H MODULE 300-400 	-
Decoupling Path Y	no Preamplifier	2H Stop Y-Pass / X-Stop 
	HPPR X-BB19F 2HS MODULE 200-250 	Y-Pass / X-Stop 
	HPPR X-BB19F 2HP MODULE 300-400 	2H Stop Y-Pass / X-Stop 
	HPPR/2 XBB19F 2HS MODULE 500-700 	Y-Pass / X-Stop 
	HPPR/2 XBB31P 2HS MODULE 750-900 	Y-Pass / X-Stop 
	AQS XBB19F 2HS PREAMP 300-400 	Y-Pass / X-Stop 
	HPPR/2 XBB19F 2HS MODULE 300-400 	Y-Pass / X-Stop 


















TXD (Triple X-Nuclei Double Decoupling)

Table 1.26. Required Filters for PH TXD X-F/Z-D

Channel (Obs./Dec.)	Preamplifier Module Type	Required Filters
Observe Path X-BB Preamplifier	HPPR X-BB19F 2HS MODULE 200-250 	X-Pass / Y-Stop 
	HPPR X-BB19F 2HP MODULE 300-400 	2H-Stop X-Pass / Y-Stop 
	HPPR/2 XBB19F 2HS MODULE 500-700 	X-Pass / Y-Stop 
	HPPR/2 XBB31P 2HS MODULE 750-900 	X-Pass / Y-Stop 
	AQS XBB19F 2HS PREAMP 300-400 	X-Pass / Y-Stop 
	HPPR/2 XBB19F 2HS MODULE 300-400 	X-Pass / Y-Stop 
Decoupling Path Y (19F)	no preamplifier or some X preamplifier	19F Bandpass 
Decoupling Path Z	no preamplifier	2H Stop Z-Pass / X-Stop 
	HPPR X-BB19F 2HS MODULE 200-250 	Z-Pass / X-Stop 
	HPPR X-BB19F 2HP MODULE 300-400 	Z-Pass / X-Stop 
	HPPR/2 XBB19F 2HS MODULE 500-700 	Z-Pass / X-Stop 
	HPPR/2 XBB31P 2HS MODULE 750-900 	Z-Pass / X-Stop 
	AQS XBB19F 2HS PREAMP 300-400 	Z-Pass / X-Stop 
	HPPR/2 XBB19F 2HS MODULE 300-400 	Z-Pass / X-Stop 

Filter Configurations for HR NMR and HR MAS

Table 1.27. Required Filters for PH TXD X-H/F-D

Channel (Obs./Dec.)	Preamplifier Module Type	Required Filters
Observe Path X-BB Preamplifier	HPPR X-BB19F 2HS MODULE 200-250 	0-31P-LP (19F-3H) 
	HPPR X-BB19F 2HP MODULE 300-400 	2H-Stop  0-31P-LP (19F-3H) 
	HPPR/2 XBB19F 2HS MODULE 500-700 	0-31P-LP (19F-3H) 
	HPPR/2 XBB31P 2HS MODULE 750-900 	-
	AQS XBB19F 2HS PREAMP 300-400 	0-31P-LP (19F-3H) 
	HPPR/2 XBB19F 2HS MODULE 300-400 	0-31P-LP (19F-3H) 
Decoupling Path 1H Preamplifier	HPPR 1H PREAMP MODULE 200-400 	-
	HPPR/2 1H LNA MODULE 500-900 	-
	AQS 1H2H PREAMP 300-400 	-
	HPPR/2 1H2H MODULE 300-400 	-
Decoupling Path y (19F)	no preamplifier or some X preamplifier	19F Bandpass 

Available Filters (July 2003)

2

Z00113 FILTER 100 2H STOP
Z14345 FILTER 100 0-31P,19F-LP (1H)

Z14903 FILTER 125 0-31P,19F-LP (1H)

Z13381 FILTER 200 1H-BANDPASS
Z13281 FILTER 200 1H-PASS / 19F-STOP
Z00114 FILTER 200 2H STOP
Z13742 FILTER 200 2H-PASS / 13C-STOP
Z13327 FILTER 200 0-31P,19F-LP (1H)
Z14329 FILTER 200 0-31P-LP (19F-3H)
Z13088 FILTER 200 11B-PASS / 13C-STOP
Z41000 FILTER 200 11B-PASS / 31P-STOP
Z13087 FILTER 200 13C-PASS / 11B-STOP
Z13083 FILTER 200 13C-PASS / 2H-STOP
Z6842 FILTER 200 13C-PASS / 31P-STOP
Z13908 FILTER 200 19F-BANDPASS
Z12967 FILTER 200 23NA-PASS /31P-STOP
Z13015 FILTER 200 27AL-PASS /31P-STOP
Z41001 FILTER 200 31P-PASS / 11B-STOP
Z6843 FILTER 200 31P-PASS / 13C-STOP
Z12968 FILTER 200 31P-PASS /23NA-STOP

Z13382 FILTER 250 1H-BANDPASS
Z13279 FILTER 250 1H-PASS / 19F-STOP
Z00115 FILTER 250 2H STOP
Z13439 FILTER 250 3H-PASS / 1H-STOP
Z13328 FILTER 250 0-31P,19F-LP (1H)
Z14330 FILTER 250 0-31P-LP (19F-3H)
Z12810 FILTER 250 103RH-PASS/31P-STOP
Z9146 FILTER 250 13C-PASS / 2H-STOP

Available Filters (July 2003)

Z6818 FILTER 250 13C-PASS / 31P-STOP
Z13375 FILTER 250 14N-PASS/195PT-STOP
Z42386 FILTER 250 15N-PASS / 2H-STOP
Z13376 FILTER 250 195PT-PASS/14N-STOP
Z13902 FILTER 250 19F-BANDPASS
Z9774 FILTER 250 205TL-PASS/ 1H-STOP
Z6819 FILTER 250 31P-PASS / 13C-STOP
Z12811 FILTER 250 31P-PASS/103RH-STOP

Z13383 FILTER 300 1H-BANDPASS
Z13270 FILTER 300 1H-PASS / 19F-STOP
Z13763 FILTER 300 1H-LP(3H)
Z00116 FILTER 300 2H STOP
Z9327 FILTER 300 2H-PASS / 13C-STOP
Z9330 FILTER 300 2H-PASS / 15N-STOP
Z7781 FILTER 300 2H-PASS / 19F-STOP
Z13764 FILTER 300 3H-PASS / 1H-STOP
Z13329 FILTER 300 0-31P,19F-LP (1H)
Z14331 FILTER 300 0-31P-LP (19F-3H)
Z13029 FILTER 300 119SN-P 13C-29SI-ST
Z8742 FILTER 300 119SN-PASS/31P-STOP
Z9229 FILTER 300 11B-PASS / 31P-STOP
Z13972 FILTER 300 13C-BP (0-2H,P-H)
Z9328 FILTER 300 13C-PASS / 2H-STOP
Z12853 FILTER 300 13C-PASS / 14N-STOP
Z8955 FILTER 300 13C-PASS / 15N-STOP
Z6845 FILTER 300 13C-PASS / 31P-STOP
Z9329 FILTER 300 15N-PASS / 2H-STOP
Z8954 FILTER 300 15N-PASS / 13C-STOP
Z13773 FILTER 300 19F-BANDPASS
Z42428 FILTER 300 27A-PASS / 31P-STOP
Z15174 FILTER 300 31P-BP(0-11B,19F-H)
Z9228 FILTER 300 31P-PASS / 11B-STOP
Z6844 FILTER 300 31P-PASS / 13C-STOP
Z42427 FILTER 300 31P-PASS / 27A-STOP
Z8741 FILTER 300 31P-PASS /119S-STOP
Z13373 FILTER 300 31P-PASS/195PT-STOP

Z9244 FILTER 300 6LI-PASS / 2H-STOP
Z7779 FILTER 300 6LI-PASS / 15N-STOP
Z9384 FILTER 300 LDA/4-TRAFO 13C/31P

Z13384 FILTER 360 1H-BANDPASS
Z13284 FILTER 360 1H-PASS / 19F-STOP
Z00117 FILTER 360 2H STOP
Z13330 FILTER 360 0-31P,19F-LP (1H)
Z14332 FILTER 360 0-31P-LP (19F-3H)
Z42364 FILTER 360 13C-PASS / 2H-STOP
Z8829 FILTER 360 13C-PASS / 15N-STOP
Z6828 FILTER 360 13C-PASS / 31P-STOP
Z42363 FILTER 360 15N-PASS / 2H-STOP
Z8830 FILTER 360 15N-PASS / 13C-STOP
Z13903 FILTER 360 19F-BANDPASS
Z6829 FILTER 360 31P-PASS / 13C-STOP
Z41153 FILTER 360 LDA/4-TRAFO 13C/31P

Z13385 FILTER 400 1H-BANDPASS
Z13271 FILTER 400 1H-PASS / 19F-STOP
Z14180 FILTER 400 1H-LP(3H)
Z6850 FILTER 400 1H-PASS/205TL-STOP
Z00118 FILTER 400 2H STOP
Z9032 FILTER 400 2H-PASS / 13C-STOP
Z9093 FILTER 400 2H-PASS / 15N-STOP
Z12805 FILTER 400 2H-PASS / 171YB-ST
Z5785 FILTER 400 2H-PASS / 31P-STOP
Z14181 FILTER 400 3H-HP(1H)
Z13331 FILTER 400 0-31P,19F-LP (1H)
Z14333 FILTER 400 0-31P-LP (19F-3H)
Z13148 FILTER 400 10B-PASS / 11B-STOP
Z14324 FILTER 400 11B-BP (0-23NA,P-H)
Z13149 FILTER 400 11B-PASS / 10B-STOP
Z14107 FILTER 400 13C-BP (0-29SI,P-H)
Z9095 FILTER 400 13C-PASS / 2H-STOP
Z13432 FILTER 400 13C-PASS / 11B-STOP
Z8831 FILTER 400 13C-PASS / 15N-STOP

Available Filters (July 2003)

Z6841 FILTER 400 13C-PASS / 31P-STOP
Z9094 FILTER 400 15N-PASS / 2H-STOP
Z8832 FILTER 400 15N-PASS / 13C-STOP
Z12806 FILTER 400 171YB-PASS / 2H-STO
Z13774 FILTER 400 19F-BANDPASS
Z6849 FILTER 400 205TL-PASS/ 1H-STOP
Z13202 FILTER 400 23NA-PASS /31P-STOP
Z13322 FILTER 400 27AL-PASS /31P-STOP
Z13976 FILTER 400 31P-BP (0-13C,1H)
Z6840 FILTER 400 31P-PASS / 13C-STOP
Z13323 FILTER 400 31P-PASS /27AL-STOP
Z7785 FILTER 400 57FE PASS / 1H-STOP
Z42408 FILTER 400 6LI-PASS / 2H-STOP
Z13017 FILTER 400 LDA/4-TRAFO 13C/31P

Z13272 FILTER 500 1H-PASS / 19F-STOP
Z13794 FILTER 500 1H-LP (3H)
Z00119 FILTER 500 2H STOP
Z9031 FILTER 500 2H-PASS / 13C-STOP
Z9033 FILTER 500 2H-PASS / 15N-STOP
Z4637 FILTER 500 2H-PASS / 31P-STOP
Z13795 FILTER 500 3H-HP (1H)
Z13332 FILTER 500 0-31P,19F-LP (1H)
Z14334 FILTER 500 0-31P-LP (19F-3H)
Z14299 FILTER 500 117SN-LP (119SN)
Z14300 FILTER 500 119SN-HP (117SN)
Z13114 FILTER 500 11B-PASS / 13C-STOP
Z14067 FILTER 500 13C-BP (0-29SI,P-H)
Z8917 FILTER 500 13C-PASS / 2H-STOP
Z13113 FILTER 500 13C-PASS / 11B-STOP
Z8745 FILTER 500 13C-PASS / 15N-STOP
Z6807 FILTER 500 13C-PASS / 31P-STOP
Z42638 FILTER 500 13C-PASS /203TL-STP
Z8916 FILTER 500 15N-NR (2H,F-H)
Z8744 FILTER 500 15N-PASS / 13C-STOP
Z13597 FILTER 500 19F-BANDPASS
Z12866 FILTER 500 19F-PASS / 31P-STOP

Z13346 FILTER 500 19F-PASS /205TL-STP
Z42639 FILTER 500 203T-PASS / 13C-STP
Z13345 FILTER 500 205TL-PASS /19F-STP
Z14071 FILTER 500 31P-BP (0-13C,1H)
Z14973 FILTER 500 31P-HP (2H)
Z6808 FILTER 500 31P-PASS / 13C-STOP
Z13145 FILTER 500 31P-PASS/29SI-STOP
Z8891 FILTER 500 LDA/4-TRAFO 13C/31P

Z13273 FILTER 600 1H-PASS / 19F-STOP
Z14042 FILTER 600 1H-PASS / 3H-STOP
Z6685 FILTER 600 2H STOP
Z9087 FILTER 600 2H-PASS / 13C-STOP
Z9089 FILTER 600 2H-PASS / 15N-STOP
Z8753 FILTER 600 2H-PASS / 19F-STOP
Z14260 FILTER 600 3H-HP(1H)
Z13333 FILTER 600 0-31P,19F-LP (1H)
Z14335 FILTER 600 0-31P-LP (19F-3H)
Z100315 FILTER 500 101RU-LP (15N-H)
Z14631 FILTER 600 13C-BP (0-29Si,P-H)
Z9086 FILTER 600 13C-PASS / 2H-STOP
Z4132 FILTER 600 13C-PASS / 15N-STOP
Z6901 FILTER 600 13C-PASS / 31P-STOP
Z9088 FILTER 600 15N-NR(2H,F-H)
Z4131 FILTER 600 15N-PASS / 13C-STOP
Z13904 FILTER 600 19F-BANDPASS
Z14632 FILTER 600 31P-BP (0-13C,1H)
Z15088 FILTER 600 31P-HP (2H)
Z6900 FILTER 600 31P-PASS / 13C-STOP

Z13900 FILTER 700 1H-BANDPASS
Z14841 FILTER 700 0-13C-LP (31P)
Z13501 FILTER 700 0-31P-LP (19F-3H)
Z15283 FILTER 700 13C BP(0-29Si,P-H)
Z13500 FILTER 700 13C-PASS / 2H-STOP
Z14711 FILTER 700 13C-1H HP(15N)
Z13498 FILTER 700 15N-NR (2H,F-H)

Available Filters (July 2003)

Z13905 FILTER 700 19F-BANDPASS
Z15105 FILTER 700 31P BP(0-11B,19F-H)
Z14993 FILTER 700 19F-BP (0-31P,1H)
Z14842 FILTER 700 31P-1H-HP (2H)

Z12935 FILTER 750 2H STOP
Z13099 FILTER 750 2H-PASS / 15N-STOP
Z14336 FILTER 750 0-31P-LP (19F-3H)
Z14216 FILTER 750 13C-BP (0-29SI,P-H)
Z41122 FILTER 750 13C-PASS / 2H-STOP
Z12864 FILTER 750 13C-PASS / 15N-STOP
Z12812 FILTER 750 13C-PASS / 31P-STOP
Z41123 FILTER 750 15N-NR (2H,F-H)
Z12865 FILTER 750 15N-PASS / 13C-STOP
Z13906 FILTER 750 19F-BANDPASS
Z12813 FILTER 750 31P-PASS / 13C-STOP
Z15033 FILTER 750 31P-HP (2H)

Z13288 FILTER 800 1H-PASS / 19F-STOP
Z12937 FILTER 800 2H STOP
Z7839 FILTER 800 2H-PASS / 15N-STOP
Z13936 FILTER 800 0-13C LP (31P)
Z13937 FILTER 800 0-31P-LP (19F-3H)
Z7837 FILTER 800 13C-PASS / 2H-STOP
Z7838 FILTER 800 15N-NR (2H,F-H)
Z13909 FILTER 800 19F-BANDPASS
Z13938 FILTER 800 31P-1H HP (2H)

Z13901 FILTER 900 1H-BANDPASS
Z14645 FILTER 900 0-13C-LP (31P)
Z13551 FILTER 900 15N-NR (2H,F-H)
Z14123 FILTER 900 0-31P-LP (19F-3H)
Z13550 FILTER 900 13C-1H-HP (2H)
Z13907 FILTER 900 19F-BANDPASS

Tables

Contents	3
Index	5
1 Filter Configurations for HR NMR and HR MAS	7
Table 1.1. Currently used preamplifiers for 1H (HR)	9
Table 1.2. Currently used preamplifiers for X (HR)	9
Table 1.3. Required Filters for PH SEI H-C-D	12
Table 1.4. Required Filters for PH SEI H-F-D	13
Table 1.5. Required Filters for PH BBI H-BB-D	15
Table 1.6. Required Filters for PH TXI H-C/N-D	17
Table 1.7. Required Filters for PH TXI H-C/P-D	18
Table 1.8. Required Filters for PH TBI H-C/BB-D	20
Table 1.9. Required Filters for PH QXI H/P-C/N-D	22
Table 1.10. Required Filters for PH QXI H/F-C/N-D	23
Table 1.11. Required Filters for PH QNI H-P/C/N-D	25
Table 1.12. Required Filters for PH QNI H-F/P/C -D	26
Table 1.13. Required Filters for PH SEX C-H-D	28
Table 1.14. Required Filters for PH SEX 3H-H-D	29
Table 1.15. Required Filters for PH SEX 2H-H-F	29
Table 1.16. Filters for PH SEX X-H-D (x=all X-nuclei except 2H, 3H, 13C) 30	
Table 1.17. Required Filters for PH SEF F-H-D	32
Table 1.18. Required Filters for PH QNP P/C/N-H-D	34
Table 1.19. Required Filters for PH QNP F/P/C -H-D	35
Table 1.20. Required Filters for PH BBO BB-H-D	37
Table 1.21. Required Filters for PH BBO BB19F-H&F for Experiments with 1H Decoupling 39	
Table 1.22. Required Filters for PH BBO BB19F-H&F for Experiments with 19F Decoupling and 107Ag-31P Observe 40	
Table 1.23. Required Filters for PH TXO X/Y-H-D (without 19F)	42
Table 1.24. Required Filters for PH TXO F/Y-H-D (with X=19F)	43
Table 1.25. Required Filters for PH TXD X-H/Y-D	46
Table 1.26. Required Filters for PH TXD X-F/Z-D	47
Table 1.27. Required Filters for PH TXD X-H/F-D	48
2 Available Filters (July 2003)	49
Tables	55

Notes